




BOPP SI

Wire cloth for sieving and sizing

bopp.com



BOPP SI Wire cloth for sieving and sizing

BOPP SI is the name behind our comprehensive range of wire cloth developed specifically for sieving and sizing applications. We recognise

the responsibility we bear and the important role our wire cloth plays in terms of the quality of our customers' products. We are proud to

manufacture BOPP SI wire cloth as a precision tool for sieving and sizing.

PREMIUM STAINLESS STEEL WIRE MESHES FOR THE MOST DEMANDING APPLICATIONS



The very best sieving meshes successfully combine all the following:

- Top quality materials
- Innovative design
- Decades of experience and widely acknowledged understanding of development, production techniques and applications
- State of the art looms and equipment
- Consistently high levels of quality control

BOPP products guarantee all this and much more besides. Working closely with our customers, we develop bespoke solutions tailored to meet individual requirements. Our R&D department focuses on new opportunities and possibilities, backed up by our leading edge technology. Our extensive range of standard meshes in aperture sizes from 0.020 – 16mm have been developed based on decades of experience operating in the most diverse market sectors. We process premium materials – predominantly stainless steel – using in-house designed weaving looms and equipment.

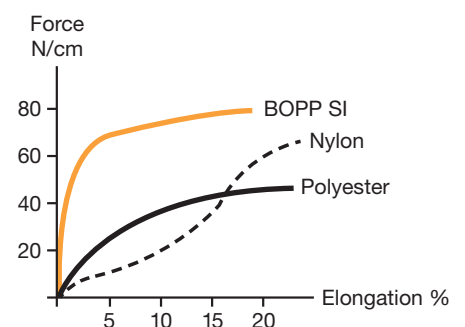
BOPP SIEVING MESHES – DISTINCTIVE QUALITY FEATURES

■ BOPP SIEVING MESHES ARE RECOGNISED WORLDWIDE AND SOUGHT AFTER FOR THEIR OUTSTANDING PROPERTIES:

- Extremely high weaving accuracy, evenness and definition
- Advanced strength and inherent rigidity
- Superior levels of thermal and corrosion resistance
- Resistance to humidity and static loading
- Ease of processing, i.e. flatness, no twist
- Exceptional physical characteristics in comparison with synthetic meshes
- Regular stretching properties when tensioned
- Total reproducibility in all areas

■ THESE DISTINCTIVE CHARACTERISTICS GUARANTEE THE BEST RESULTS:

- High levels of accuracy
- Improved effectiveness
- Higher throughput
- Longer sieve operating life
- Fewer process interruptions
- Improved economy




IMPORTANT DEFINITIONS FOR SIEVING MESHES

■ WARP/WEFT

The longitudinal direction of a mesh wire is the warp, the transverse direction is the weft. Only stainless steel wires are used, which

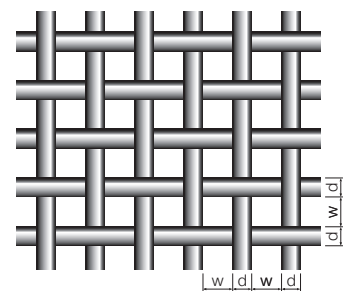
meet the most challenging requirements in terms of diameter tolerances, yield strength and wire surface.



■ APERTURE (W), WIRE DIAMETER (D)

Square woven wire meshes are defined by aperture and wire diameter. The aperture (w) describes the distance between two warp or weft wires. The wire diameter (d) describes


the thickness of the wire before weaving. This measurement may alter slightly during the weaving process.




■ MESH COUNT

The mesh count describes the number of apertures per imperial inch and is calculated as follows:

$$\text{Mesh} = \frac{25.4 \text{ mm}}{w \text{ (mm)} + d \text{ (mm)}}$$



w=0,224 d=0,1
80 Mesh



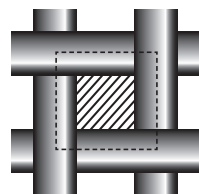
w=0,1 d=0,05
165 Mesh

■ MESH OPEN AREA (A_o)

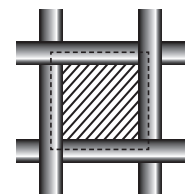
Mesh open area' describes the total of all apertures as a percentage of the mesh surface.

$$\text{Mesh Open Area } A_o = \left(\frac{w}{w + d} \right)^2 \times 100\%$$

e.g. w = 0,050 mm, d = 0,030 mm, A_o = 39%



A_o ~ 39%



A_o ~ 47%

■ MATERIALS

Our main material is stainless steel to DIN 1.4301 (AISI 304) or DIN 1.4401 (AISI 316).

Other specifications are available in chrome steel to DIN 1.4016 (AISI 430).

■ MEASUREMENTS

Standard widths are 1020mm (40"), 1220mm (48") and 1530mm (60"). Other widths up to 2750mm can be produced to order. Standard lengths are 30.5m (100 ft), with specials available on request. Materials are also available cut to size.

■ ORDERING EXAMPLE

BOPP-SI Wire Cloth
Material: stainless steel DIN 1.4401
W = 0.090mm, d = 0.040mm
30m x 1220mm wide



BOPP SI Wire cloth for sieving and sizing

THE RIGHT SIEVING MESH, OPTIMISED FOR EACH APPLICATION

Our wire cloth is used in a wide variety of different sieving processes. One of the most important steps is to establish the


right mesh for each application, guided by a few important basic principles. For special applications and specific requirements, our

technical experts are always available to provide informed advice.

■ APERTURE SIZE

This is decided by the size of the particles to be separated. BOPP-SI meshes are available as standard in aperture sizes from 16mm to 20 microns (0.020mm), to ISO 4783 standard.

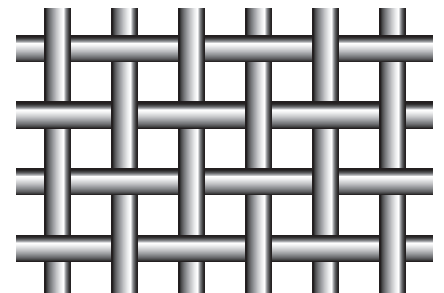
Where the sieved product is subject to narrow tolerances, the production tolerances of the wire mesh should also be taken into consideration.



■ WIRE DIAMETER

The choice of wire diameter is influenced by a range of factors. The thicker the wire, the stronger and more abrasion resistant the mesh, and the longer the life expectancy of the sieve. However, thicker wires also reduce the open area and therefore the flow.

For each given aperture size, a reduced wire diameter increases the number of apertures within a given surface area. This increases flow as well as efficiency in relation to the open area of the sieve. Flow increases because the particles have more room to pass through the sieve. Efficiency increases as, given the same sieving area and sieving time, more apertures are available through which particles may pass.



Parameters	Thinner wire	Thicker wire
Flow	↑	↓
Efficiency	↑	↓
Abrasion resistance	↓	↑
Open area	↑	↓
Number of apertures	↑	↓
Strength	↓	↑
Weight	↓	↑

Open area	Mesh type	Apertures
> 60 %	extra light	0.560 – 16
48 – 60 %	light	0.212 – 5
36 – 48 %	standard	0.038 – 2
< 36 %	heavy	0.020 – 0.600

In many cases, the optimum specification is best identified through trials. As the open area directly or indirectly affects flow and efficiency as well as the life expectancy, these are detailed in the tables on the following pages.

■ LIFE EXPECTANCY

Life expectancy is a key issue for economical sieving and sizing. Correct tensioning and positioning of the sieve are important prerequisites for optimum achievement. Experience

indicates that mechanically, a sieve should last for 500 to 600 working hours. If this is not the case, it is well worth examining the reasons carefully. The causes of shorter life

cycles could lie with the mesh, tensioning processes, equipment design, the machine itself or the product being sieved.

■ TENSIONING

The minimum tension values given in the tables are for guidance only. Correctly tensioned sieves will achieve good life cycles on most sieving machines. In order to fully

exploit the potential of the equipment, a quick adjustment of the tension value after each task can be valuable. Correct, evenly tensioned sieves can achieve exceptional life

cycles. The finer the mesh, the more critical the tension.

Mesh weight (kg/m ²)	
less than 0,4	Exact tensioning vital
0,4 – 0,8	Control of tension vital
more than 0,8	Control of tension recommended

■ EXPERIENCE HAS SHOWN THE VALUE OF THE FOLLOWING RECOMMENDATIONS:

1. Take the mesh to the required tension step by step. Alternate tension increases in warp and weft directions, always beginning with warp.
2. When tensioning finer meshes, monitor tension levels constantly using a tension meter.



■ SIEVE BLOCKAGES...

- **Trapped particles:** individual particles are marginally too big to pass through the sieve and become trapped. Increasing the aperture size by 5% can realise significant improvements.
- **Retained particles:** fine particles cause partial or complete blinding of the mesh, often in conjunction with humidity/moisture. Correct by using a mesh with a larger area and sieving aids such as rubber balls or brushes. If using sieving aids, ensure that the additional mechanical loading is reduced as far as possible.



Trapped particles



Retained particles

BOPP SI Wire cloth for sieving and sizing

PRECISION AND QUALITY FOR PROCESS SECURITY

■ BOPP TEST SIEVE MESHES

Particle size distribution impacts on quality and the properties of solids. A consistent grain size guarantees consistent product quality. For this reason, total control over grain size is essential.

- BOPP test sieve meshes deliver precise and reproducible test results
- Our entire range of test sieve meshes complies with ISO 3310-1 standards.
- On request, we can supply test sieve meshes complete with inspection document and aperture size certification



■ BOPP MESH COUNTER



The BOPP mesh counter can be used to identify product from 20 to 635 mesh.

Key advantages:

- Exceptionally precise assessment using 50x magnification with good depth of field, grid and measuring scale integrated into the lens
- Light and easy to use
- Robust construction

Important note: The mesh counter only gives the number of apertures over a given distance. It is therefore essential to monitor the regularity of the apertures.

■ INTERNATIONAL STANDARDS FOR WIRE MESHES

ISO 2194 Wire screens and plate screens for industrial purposes – Nominal sizes of apertures.

ISO 4782 Metal wire for industrial screens and woven wire cloth.

ISO 4783 Industrial wire screens and woven wire cloth – Guide to the choice of aperture size and wire diameter combinations.

Part 1: Generalities

Part 2: Preferred combinations for woven wire cloth

ISO 9044 Industrial woven wire cloth – Technical requirements and testing.

ISO 565 Test sieves – Woven metal wire cloth and perforated plate – Nominal size of apertures.

ISO 3310-1 Test sieves – Technical requirements and testing.

FABRICATION AND TENSIONING SERVICES

Professional handling of high value sieving meshes is as important as the mesh itself. For replacement parts too, our customers place their trust in our years of experience. We offer a comprehensive service, including:

- Tensioning from new in all shapes and sizes up to 2600mm
- Retensioning frames delivered in to our workshops, removal and disposal of existing mesh, cleaning and inspection of frames
- Bonded, welded or moulded designs, as well as manufacture to customer requirements

- Optimum tensioning values, no distortion
- Premium, precise and clean fabrication, from single items through to mass production
- Logistics services including spare parts delivery and storage

We are also pleased to provide support in terms of advice and consultancy on improving the sieving process and optimising quality and economy.



BOPP SI SPECIFICATIONS

Aperture Size	Wire Diameter	Maximum Tolerance aperture	Mesh* (K=twilled weave)	Open Area		No. of Apertures		Weight**	Min. recommended Screen Tension
				A _o %		per cm ²	per in ²		
0.020	0.020	15	635 K	25		62.500	403.000	0.13	9
0.025	0.025	15	510 K	25		40.000	258.000	0.16	11
0.032	0.025	13	445 K (450)	32		30.700	199.000	0.14	10
	0.028	13	425 K	28		27.700	179.000	0.17	12
0.036	0.028	10	395 K (400)	32		24.400	158.000	0.16	11
0.038	0.025	10	405 (400)	36		25.100	163.000	0.13	9
0.040	0.023	10	405 (400)	40		25.100	163.000	0.11	7
	0.025	10	390 (400)	38		23.600	153.000	0.12	9
	0.028	10	375 (370)	35		21.600	140.000	0.15	10
	0.032	10	355 K (350)	31		19.200	124.000	0.18	13
0.042	0.036	10	325 K	29		16.400	106.000	0.21	15
0.045	0.018	10	405 (400)	51		25.100	163.000	0.07	5
	0.032	10	330	34		16.800	109.000	0.17	12
	0.036	10	315 K	31		15.200	98.300	0.20	14
0.050	0.030	10	320 (325)	39		15.600	101.000	0.14	10
	0.036	10	295 K (300)	34		13.500	87.200	0.19	13
	0.040	10	280 K	31		12.300	79.600	0.23	15
0.053	0.020	10	350	53		18.700	121.000	0.07	5
	0.024	10	330 (325)	47		16.800	109.000	0.10	7
	0.036	10	285 (280)	35		12.600	81.400	0.18	13
	0.040	10	275 K (270)	32		11.500	74.600	0.22	15
0.056	0.032	9	290 (300)	40		12.900	83.300	0.15	10
	0.036	9	275 (270)	37		11.800	76.200	0.18	13
	0.040	9	265 K (270)	34		10.800	70.000	0.21	15
0.059	0.032	9	280	42		12.000	77.900	0.14	10
0.063	0.036	9	255 (250)	40		10.200	65.800	0.17	12
	0.040	9	245 (250)	37		9.400	60.800	0.20	14
	0.045	9	235	34		8.500	55.300	0.24	15
0.067	0.025	9	275 (280)	53		11.800	76.200	0.09	6
	0.060	9	200 K	28		6.200	40.000	0.36	15
0.071	0.030	8	250	49		9.800	63.200	0.11	8
	0.050	8	210	34		6.800	44.100	0.26	15
0.075	0.036	8	230	46		8.100	52.400	0.15	10
	0.050	8	205 (200)	36		6.400	41.300	0.25	15
0.080	0.030	8	230	53		8.200	53.300	0.10	7
	0.050	8	195 (200)	38		5.900	38.200	0.24	15
	0.056	8	187 (190)	35		5.400	34.900	0.29	15
	0.063	8	178 (180)	31		4.800	31.500	0.35	15
0.085	0.040	8	205 (200)	46		6.400	41.300	0.16	11
0.090	0.036	8	200	51		6.200	40.600	0.13	9
	0.040	8	195 (200)	48		5.900	38.200	0.16	11
	0.056	8	174	38		4.600	30.300	0.27	15
	0.063	8	166 (170)	35		4.200	27.600	0.33	15
0.095	0.045	8	181 (180)	46		5.100	32.900	0.18	13
0.100	0.050	7	169 (165)	44		4.400	28.700	0.21	15
	0.065	7	154 (150)	37		3.600	23.700	0.33	15
0.106	0.050	7	163 (165)	46		4.100	26.500	0.20	14
	0.065	7	149 (150)	38		3.400	22.100	0.31	15
	0.075	7	140 (140)	34		3.000	19.700	0.39	15

* True mesh count, in brackets approximate mesh count

** Calculated with a density 7,85 kg/dm³ for stainless steel

BOPP SI Wire cloth for sieving and sizing

BOPP SI SPECIFICATIONS

Aperture Size	Wire Diameter	Maximum Tolerance aperture	Mesh* (K=twilled weave)	Open Area		No. of Apertures		Weight** kg/m ²	Min. recommended Screen Tension N/cm
				A _o %		per cm ²	per in ²		
w mm	d mm	Y %							
0.112	0.071	7	139	(140)	37	2.990	19.300	0.35	15
	0.080	7	132	(130)	34	2.710	17.500	0.42	15
0.118	0.056	7	146	(145)	46	3.300	21.300	0.23	15
	0.125	0.065	134	(135)	43	2.770	17.900	0.28	15
0.080		7	124	(125)	37	2.380	15.400	0.40	15
0.090		7	118	(120)	34	2.160	14.000	0.48	15
0.140	0.065	7	124	(120)	47	2.380	15.400	0.26	15
	0.090	7	110		37	1.890	12.200	0.45	15
	0.100	7	106	(105)	34	1.740	11.200	0.53	20
	0.112	7	101	(100)	31	1.570	10.200	0.63	20
0.150	0.100	7	102	(100)	36	1.600	10.300	0.51	20
0.160	0.075	7	108	(105)	46	1.810	11.700	0.30	15
	0.100	7	98	(100)	38	1.480	9.540	0.49	15
	0.112	7	93		35	1.350	8.720	0.59	20
	0.125	7	89	(90)	32	1.230	7.940	0.70	20
0.170	0.100	7	94		40	1.370	8.850	0.47	15
0.180	0.090	6	94		44	1.370	8.850	0.38	15
	0.100	6	91		41	1.280	8.230	0.45	15
	0.125	6	83		35	1.070	6.940	0.65	20
	0.140	6	79	(80)	32	975	6.300	0.78	20
0.190	0.090	6	91	(90)	46	1.280	8.230	0.37	15
	0.100	6	88		43	1.190	7.670	0.44	15
0.200	0.090	6	88		48	1.190	7.670	0.35	15
	0.125	6	78	(80)	38	945	6.110	0.61	20
	0.140	6	75		35	865	5.580	0.73	20
	0.160	6	71	(70)	31	770	4.980	0.90	20
0.212	0.090	6	84		49	1.100	7.070	0.34	15
	0.140	6	72		36	805	5.210	0.71	20
0.224	0.100	6	78	(80)	48	955	6.150	0.39	15
	0.160	6	66		34	680	4.380	0.85	20
	0.180	6	63	(60)	31	615	3.950	1.02	20
0.236	0.100	6	76		49	885	5.710	0.38	15
0.245	0.065	6	82		62	1.040	6.710	0.17	12
0.250	0.100	6	73	(74)	51	815	5.270	0.36	15
	0.160	6	62		37	595	3.840	0.79	20
	0.200	6	56		31	495	3.190	1.13	20
0.265	0.050	6	81		71	1.010	6.500	0.10	7
	0.100	6	70		53	750	4.840	0.35	15
0.280	0.100	6	67		54	695	4.470	0.33	15
	0.112	6	65	(64)	51	650	4.200	0.41	15
	0.180	6	55		37	475	3.050	0.89	20
	0.220	6	51	(50)	31	400	2.580	1.23	20
0.300	0.065	6	70		68	750	4.840	0.15	10
	0.112	6	62		53	590	3.800	0.39	15
	0.200	6	51		36	400	2.580	1.02	20
0.315	0.100	6	61		58	580	3.750	0.31	15
	0.112	6	59	(60)	54	550	3.540	0.37	15
	0.160	6	53		44	445	2.860	0.68	20
	0.200	6	49	(50)	37	375	2.430	0.99	20
0.325	0.100	6	60		58	555	3.570	0.30	15

* True mesh count, in brackets approximate mesh count

** Calculated with a density 7,85 kg/dm³ for stainless steel

BOPP SI SPECIFICATIONS

Aperture Size	Wire Diameter	Maximum Tolerance aperture	Mesh* (K=twilled weave)	Open Area		No. of Apertures		Weight**	Min. recommended Screen Tension
				A _o %		per cm ²	per in ²		
0.335	0.100	6	58	59		530	3.410	0.29	15
	0.140	6	53 (54)	50		445	2.860	0.52	20
0.355	0.100	6	56		61	485	3.120	0.28	15
	0.140	6	51 (50)	51		410	2.630	0.50	20
	0.180	6	47	44		350	2.250	0.77	20
	0.220	6	44	38		300	1.950	1.07	20
0.375	0.100	6	53		62	445	2.860	0.27	15
	0.140	6	49 (50)	53		375	2.430	0.48	15
0.400	0.112	6	50		61	380	2.460	0.31	15
	0.140	6	47	55		345	2.210	0.46	15
	0.180	6	44 (45)	48		295	1.920	0.71	20
	0.220	6	41 (40)	42		260	1.680	0.99	20
	0.250	6	39 (40)	38		235	1.530	1.22	20
0.425	0.112	5	47		63	345	2.240	0.30	15
	0.140	5	45 (44)	57		315	2.020	0.44	15
	0.280	5	36	36		200	1.300	1.41	
0.450	0.112	5	45		64	315	2.040	0.28	15
	0.140	5	43	58		285	1.850	0.42	15
	0.180	5	40	51		250	1.630	0.65	20
	0.200	5	39 (40)	48		235	1.530	0.78	20
	0.280	5	35	38		190	1.210	1.36	
0.465	0.125	5	43		62	285	1.850	0.34	15
0.475	0.160	5	40	56		250	1.600	0.51	20
0.500	0.160	5	38	57		230	1.480	0.49	15
	0.250	5	34	44		180	1.150	1.06	20
	0.320	5	31 (30)	37		150	960	1.59	
0.530	0.160	5	37	59		210	1.360	0.47	15
0.560	0.160	5	35		60	195	1.240	0.45	15
	0.280	5	30	44		140	915	1.19	20
	0.360	5	28	37		120	760	1.79	
0.600	0.160	5	33		62	175	1.120	0.43	15
	0.400	5	25	36		100	645	2.03	
0.630	0.160	5	32		64	160	1.030	0.41	15
	0.250	5	29	51		130	835	0.90	20
	0.280	5	28	48		120	780	1.09	20
	0.400	5	25	37		94	610	1.97	
0.670	0.160	5	31		65	145	935	0.39	15
	0.360	5	25	42		94	610	1.60	
0.710	0.180	5	29		64	125	815	0.46	15
	0.280	5	26	51		100	660	1.01	20
	0.320	5	25	48		94	610	1.26	
	0.360	5	24	44		87	565	1.54	
	0.450	5	22	37		74	480	2.22	
0.750	0.180	5	27		65	115	745	0.44	15
0.800	0.200	5	25		64	100	645	0.51	20
	0.320	5	23	51		80	515	1.16	20
	0.500	5	19.5	38		59	380	2.44	
0.850	0.200	5	24		66	91	585	0.48	15
	0.400	5	20	46		64	415	1.63	
	0.500	5	18.8	40		55	355	2.35	

* True mesh count, in brackets approximate mesh count

** Calculated with a density 7,85 kg/dm³ for stainless steel

BOPP SI Wire cloth for sieving and sizing

BOPP SI SPECIFICATIONS

Aperture Size	Wire Diameter	Maximum Tolerance aperture	Mesh* (K=twilled weave)	Open Area		No. of Apertures		Weight**	Min. recommended Screen Tension
				A _o %		per cm ²	per in ²		
0.90	0.20	5	23.0		67	83	535	0.46	15
	0.36	5	20.0		51	63	405	1.31	
	0.50	5	18.1 (18)	41		51	330	2.27	
0.95	0.20	5	22.0		68	76	490	0.44	15
	0.32	5	20.0		56	62	400	1.02	
1.00	0.22	5	21.0		67	67	435	0.50	15
	0.32	5	19.2 (19)		57	57	370	0.99	
	0.40	5	18.1 (18)		51	51	330	1.45	
	0.50	5	16.9 (17)	44		44	285	2.12	
	0.56	5	16.3 (16)	41		41	265	2.55	
	0.63	5	15.6 (16)	38		38	245	3.09	
1.06	0.22	5	19.8 (20)		69	61	395	0.48	15
1.08	0.36	5	17.6		56	48	310	1.14	20
1.12	0.22	5	19.0		70	56	360	0.46	15
	0.25	5	18.5 (19)		67	53	345	0.58	
	0.36	5	17.2		57	46	295	1.11	
	0.45	5	16.2 (16)		51	41	260	1.64	
1.18	0.56	5	15.1 (15)	44		35	230	2.37	15
	0.22	5	18.1		71	51	330	0.44	
	0.45	5	15.6		52	38	245	1.58	
	0.50	5	15.1		49	35	230	1.89	
1.25	0.63	5	14.0	43		31	195	2.78	15
	0.22	5	17.3 (17)		72	46	300	0.42	
	0.25	5	16.9 (17)		69	44	285	0.53	
	0.40	5	15.4		57	37	235	1.23	
	0.63	5	13.5		44	28	185	2.68	
1.32	0.80	5	12.4	37		24	155	3.96	15
	0.50	5	14.0		53	30	195	1.74	
1.40	0.22	5	15.7 (16)		75	38	245	0.38	15
	0.25	5	15.4 (15)		72	37	235	0.48	
	0.45	5	13.7 (14)		57	29	190	1.39	
	0.71	5	12.0	44		22	145	3.03	
1.50	0.63	5	11.9 (12)		50	22	140	2.37	15
1.60	0.22	5	14.0		77	30	195	0.34	15
	0.28	5	13.5 (14)		72	28	185	0.53	
	0.36	5	13.0		67	26	170	0.84	
	0.40	5	12.7		64	25	160	1.02	
	0.50	5	12.1 (12)		58	23	145	1.51	
	0.80	5	10.6	44		17	110	3.39	
	1.00	5	9.8 (10)	38		15	95	4.88	
1.80	0.32	5	12.0		72	22	145	0.61	20
	0.80	5	9.8 (10)	48		15	95	3.13	
2.00	0.32	5	10.9 (11)		74	19	120	0.56	20
	0.56	5	9.9 (10)		61	15	98	1.56	
	0.63	5	9.7 (10)		58	14	93	1.92	
	0.90	5	8.8 (9)	48		12	77	3.55	
	1.00	5	8.5	44		11	72	4.23	
2.24	0.36	5	9.8 (10)		74	15	95	0.63	20
	0.63	5	8.9 (9)		61	12	78	1.76	
	0.90	5	8.1 (8)		51	10	65	3.28	

* True mesh count, in brackets approximate mesh count

** Calculated with a density 7,85 kg/dm³ for stainless steel

BOPP SI SPECIFICATIONS

Aperture Size	Wire Diameter	Maximum Tolerance aperture	Mesh* (K=twilled weave)	Open Area		No. of Apertures		Weight**	Min. recommended Screen Tension
				A _o %		per cm ²	per in ²		
2.50	0.50	5	8.5		69	11	72	1.06	
	0.71	5	7.9 (8)		61	10	63	1.99	
	1.00	5	7.3	51		8	53	3.63	
2.80	0.50	5	7.7		72	9	59	0.96	
	0.90	5	6.9	57		7	47	2.78	
	1.12	5	6.5	51		7	42	4.06	
3.00	1.00	5	6.4	56		6	40	3.18	
3.15	0.56	5	6.8 (7)		72	7	47	1.07	
	0.80	5	6.4		64	6	41	2.06	
	1.25	5	5.8 (6)	51		5	33	4.51	
3.35	0.90	5	6.0 (6)		62	6	36	2.42	
3.55	0.80	5	5.8		67	5	34	1.87	
	0.90	5	5.7		64	5	33	2.31	
	1.25	5	5.3	55		4	28	4.13	
4.00	0.71	5	5.4 (5)		72	5	29	1.36	
	1.00	5	5.1		64	4	26	2.54	
	1.40	5	4.7	55		3	22	4.61	
4.50	0.80	5	4.8		72	4	23	1.53	
	0.90	5	4.7		69	3	22	1.91	
	1.40	5	4.3	58		3	19	4.22	
5.00	0.80	5	4.4 (4)		74	3	19	1.40	
	0.90	5	4.3		72	3	19	1.74	
	1.25	5	4.1		64	3	17	3.18	
	1.60	5	3.8	57		2	15	4.93	
5.60	1.12	5	3.8		69	2	14	2.37	
	1.25	5	3.7		67	2	14	2.90	
	1.60	5	3.5		60	2	12	4.52	
6.30	1.00	5	3.5		74	2	12	1.74	
	1.25	5	3.4		70	2	11	2.63	
	1.40	5	3.3		67	2	11	3.23	
	1.80	5	3.1		60	2	10	5.08	
7.10	1.40	5	3.0		70	1	9	2.93	
	1.80	5	2.9		64	1	8	4.62	
8.00	1.25	5	2.7		75	1	8	2.15	
	1.60	5	2.6		69	1	7	3.39	
9.00	2.00	5	2.5		64	1	6	5.08	
10.00	2.20	5	2.3		65	1	5	5.49	
	1.40	5	2.2		77	1	5	2.18	
11.20	1.80	5	2.2		72	1	5	3.49	
	2.50	5	2.0		64	1	4	6.35	
12.50	1.60	5	2.0		77	1	4	2.54	
	2.50	5	1.9		67	1	3	5.79	
14.00	1.60	5	1.8		79	1	3	2.31	
	2.00	5	1.8		74	0	3	3.50	
	2.50	5	1.7		69	0	3	5.29	
16.00	2.80	5	1.5		69	0	2	5.93	
	2.00	5	1.4		79	0	2	2.82	
	2.50	5	1.4		75	0	2	4.29	
	3.20	5	1.3		69	0	2	6.77	

* True mesh count, in brackets approximate mesh count

** Calculated with a density 7,85 kg/dm³ for stainless steel

The BOPP Group

Head Office
in Zurich



■ SWITZERLAND

G. BOPP + CO. AG

Bachmannweg 21
CH-8046 Zürich
Phone +41 (0)44 377 66 66
E-Mail info@bopp.ch
www.bopp.com

G. BOPP + CO. AG

Mühltoibel
CH-9427 Wolfhalden
Phone +41 (0)71 888 60 66
E-Mail info@boppwh.ch

Filinox AG

Mühltoibel
CH-9427 Wolfhalden
Phone +41 (0)71 888 60 22
E-Mail info@filinox.ch

■ GERMANY

Spörl oHG

Staudenweg 13
72517 Sigmaringendorf
Phone +49 (0) 7571 7393-0
E-Mail post@spoerl.de
www.spoerl.de

■ ENGLAND

G. BOPP & CO. LTD.

Grange Close
Clover Nook Industrial Park
Somercotes, Derbyshire DE 55 4QT
Phone +44 (0) 1773 521 266
E-Mail info@gbopp.com
www.boppmesh.com

■ ITALY

BOPP Italia srl

Via Sestriere 5/3
10060 Candiolo (TO)
Phone +39 011 9624984
E-Mail info@bopp-italia.it
www.bopp.com

■ SWEDEN

BOPP Utildi AB

Box 118
SE-312 22 Laholm
Phone +46 430 792 50
E-Mail bopputildi@bopputildi.se
www.bopputildi.se

■ USA

G. BOPP USA Inc.

4 Bill Horton Way
Wappingers Falls, NY 12590
Phone +1 845 296 1065
E-Mail info@bopp.com
www.bopp.com

■ KOREA

Samwoo Enterprise (G. BOPP ASIA)

Room 536, Shinan Metro Khan B/D
1115, Bisan-Dong, Dongan-Gu
Anyang-City, Kyungki-Do
Phone +82 31 388 0656
E-Mail boppasia@bopp.com

■ CHINA

Samwoo Enterprise (G. BOPP ASIA)

Room 508, Building B
Lotus Square
No. 1050, Wuzhong Road, Minhang
District Shanghai
Phone +86 21 6126-5496 / 5497
E-Mail boppasia@bopp.com